






Welcome to your *WileyPLUS* and Blackboard Course!

WileyPLUS is an online learning environment that helps students succeed in their course. *WileyPLUS* is available from within your Blackboard course and includes a complete online version of your book, multimedia resources, practice questions, and graded assignments.

Student Registration and 14 day Grace Period

- Log in to your Blackboard Learn™ course
- Click on any link to *WileyPLUS* material (indicated by the *WileyPLUS* icon).

Week 02	
	<u>Week 02 Readings and Videos</u> WileyPLUS Resources assignment
	<u>Chapter 02 ORION</u> WileyPLUS ORION assignment
	<u>Week 02 Homework Discussion Board</u>
	<u>Week 02 Homework Assignment</u> WileyPLUS Question assignment
	<u>Week 02 HW Practice Assignment</u> WileyPLUS Question assignment

- You will be prompted to register for *WileyPLUS* the first time you try to access any of the WileyPLUS Resources
- You will have a several options for access
 - If you have a WileyPLUS Registration Code, follow the directions and enter your registration code.
 - You can purchase instant access to WileyPLUS
 - Use the 14 day Grace Period to access WileyPLUS immediately, while you decide on the best format and access options.

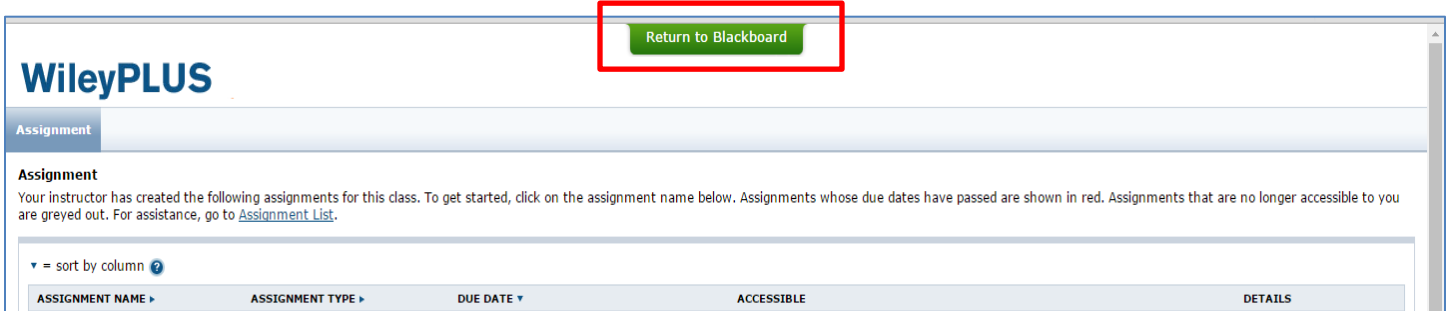
+ I have a Registration Code. [What's this?](#)

+ I want to purchase instant access to WileyPLUS. [What's this?](#)

+ I'm not ready to buy, I'd like to use the 14 day Grace Period. [What's this?](#)

Syncing Grades

After completing any work in WileyPLUS, always select **Return to Blackboard** in order for your work and grades to synch effectively with the Blackboard Grade Center.



The screenshot shows the WileyPLUS interface. At the top right, a green button labeled "Return to Blackboard" is highlighted with a red rectangular box. Below the WileyPLUS logo, there is a section titled "Assignment" with a sub-header "Assignment". The text below reads: "Your instructor has created the following assignments for this class. To get started, click on the assignment name below. Assignments whose due dates have passed are shown in red. Assignments that are no longer accessible to you are greyed out. For assistance, go to [Assignment List](#)." Below this text is a table with a sort dropdown menu set to "sort by column". The table has five columns: "ASSIGNMENT NAME", "ASSIGNMENT TYPE", "DUE DATE", "ACCESSIBLE", and "DETAILS".

Need Help?

Need help registering?

www.wileyplus.com/go/bb/register

LIVE CHAT! Technical Support:

www.wileyplus.com/support