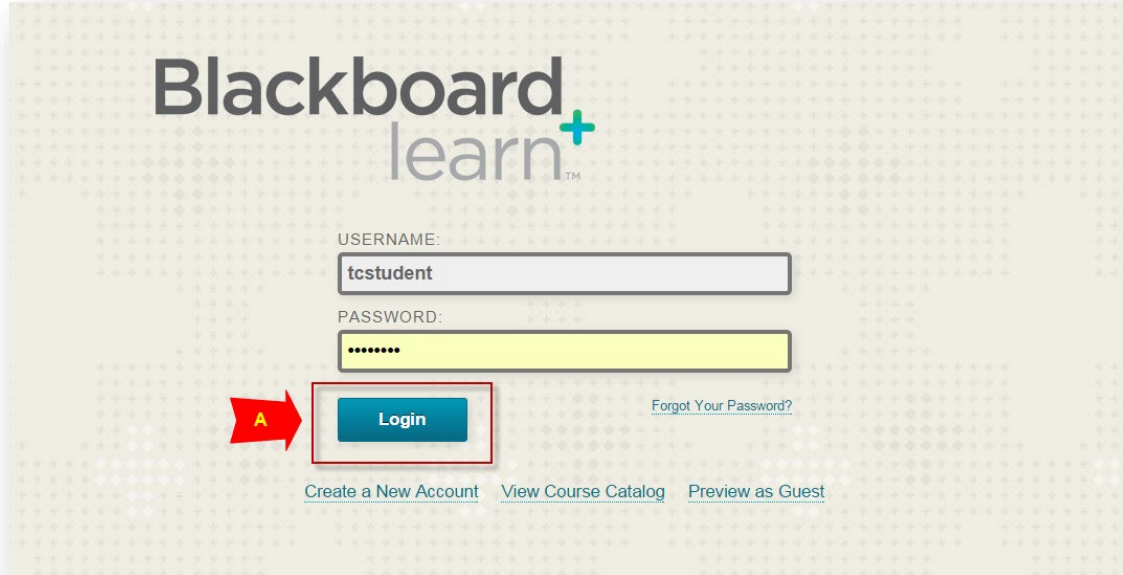
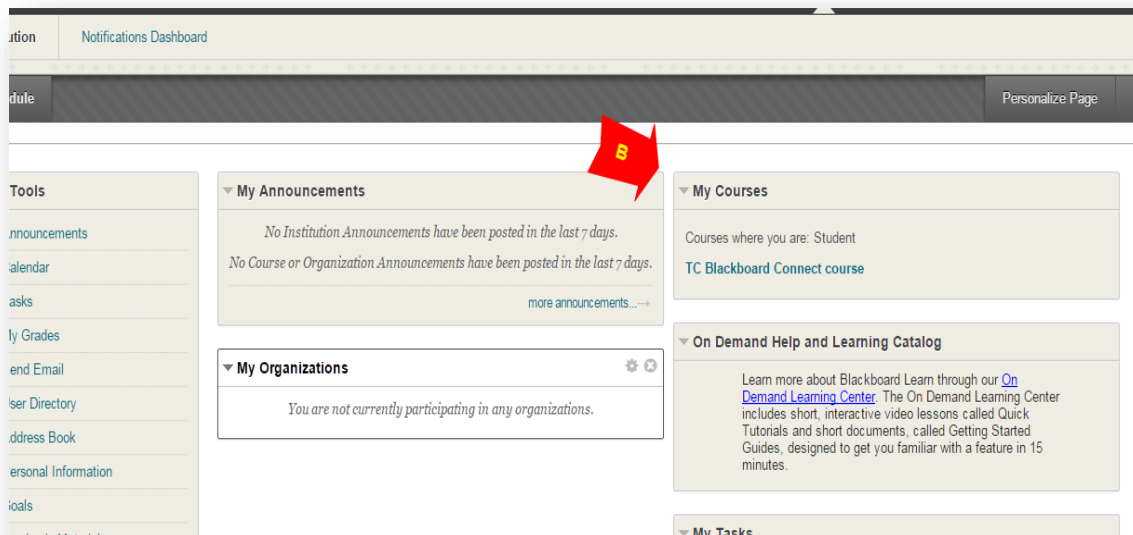


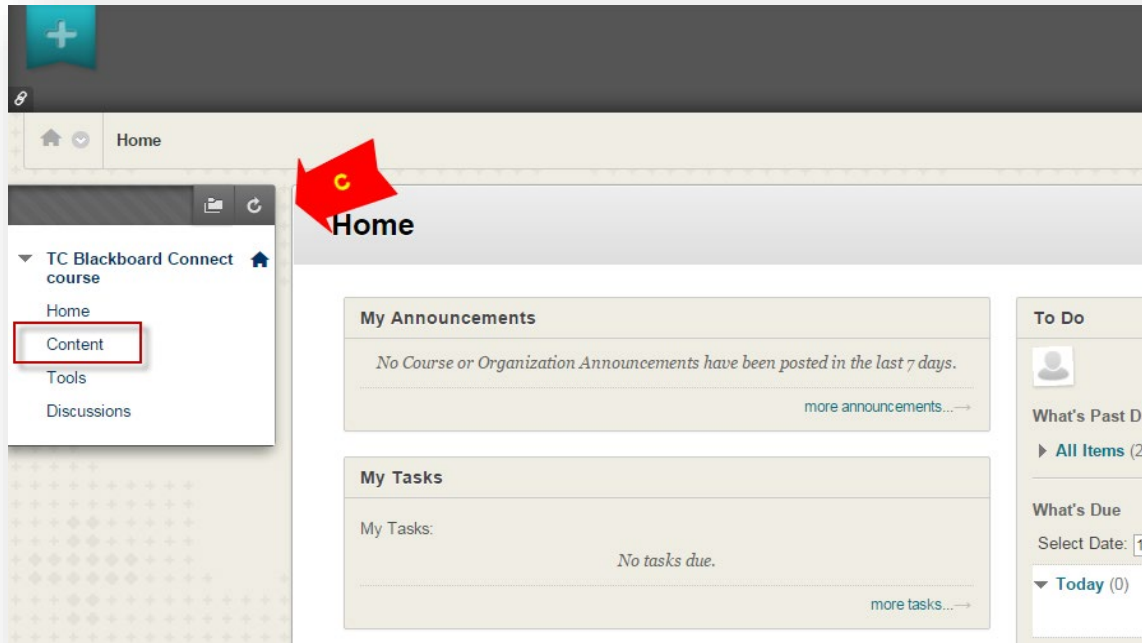
Step 1: Log into Blackboard (A).



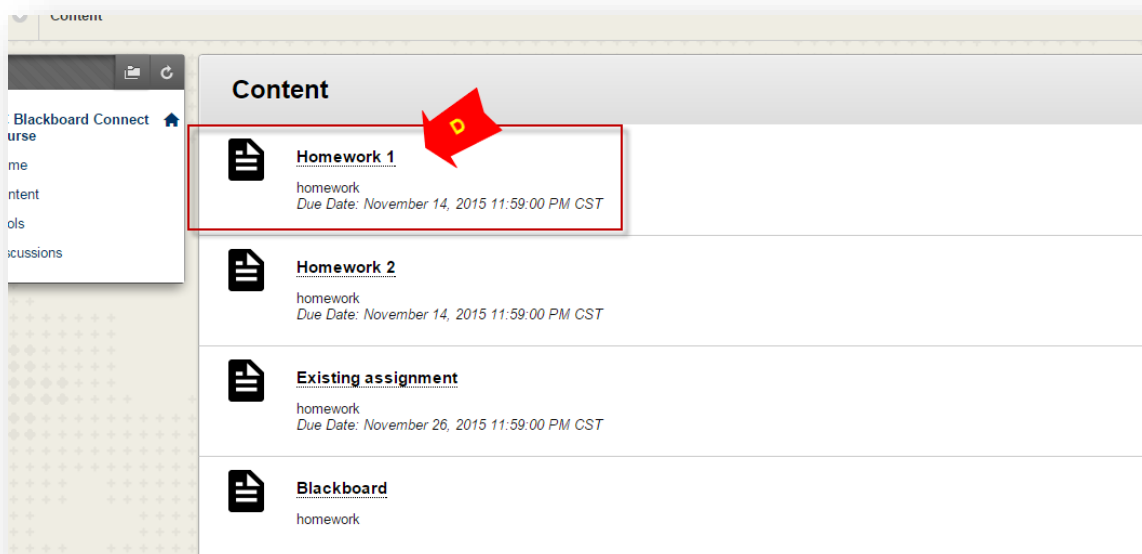
Step 2: Locate and click on the name of your Blackboard course (B).



Step 3: Under the course menu, locate and click on the content folder (where the Connect assignment(s) reside); in this example click on Content (C).



Step 4: Locate and click on a Connect assignment (D).



Step 5: To register as a new Connect user, locate and click on Register (E).

*If you already have a Connect account, enter your Connect email (username) and password; then, click Sign In.

Go back to Blackboard

Welcome to Connect!

TC Blackboard Course
Section 101
Instructor: TC Blackboard
Text: Essentials of Biology
Mader, 3rd ed.
ISBN: 0077402189

Already registered to Connect?
Please don't enter your Blackboard or institutional login information here.

Email

Password

Sign in [Forgot your password?](#)

Register [Not yet registered?](#)

McGraw-Hill Connect registration is required for this

Step 6: Enter your email address (F) and click Submit.

*We recommend a student use their school email when registering for Connect.

McGraw Hill Education connect

Student Registration

Tell us your email address
We'll check to see if you already have a McGraw-Hill Education account and show you your registration options. @ Our Privacy Policy

Email Address:
Example: jdoe@email.com

Cancel **Submit**

Step 7: Click Continue **(G)**.

*By clicking Continue a student will be able to complete their Connect registration using a codeless offer (as a Connect registration code and/or purchase is not required).

McGraw Hill Education


Help Exit

Mader: Essentials of Biology, 3e

by Sylvia Mader

Secure Connection

You are registering for



Connect

Essentials of Biology
Edition: 3
Author: Sylvia Mader

Component Products

- LearnSmart

\$0:00 USD (your fee covered by FASHION CAREERS OF CALIF)

Access: Your access to this product will expire in 5 months 4 weeks from today on May 15th

G **Continue**

Step 8: Enter in all required information; then, click Complete My Registration (H).

content on this site, and access the premium content for other registered products.

* indicates required information

Create your account

* Email address:
Example: jdoe@email.com
You will use this email address to sign in.

* Re-type your email address:

* Password:
Passwords are case sensitive and must contain 8-20 characters including: 1 uppercase character, 1 lowercase character and 1 number.(No spaces)

* Re-type your password:

Name(*First, MI,*Last):

Tell us about your school

* Country:

* State:

* School:

Tell us some security information

If you forget your username or password, we will use this information to retrieve it.

* Select a question:

* Your answer:


Secondary email address:

McGraw-Hill Education Service Agreement

Clicking "I Accept" means that you agree to the terms of the McGraw-Hill Education [Terms of Use](#) and [Privacy Policy](#).



* I Accept

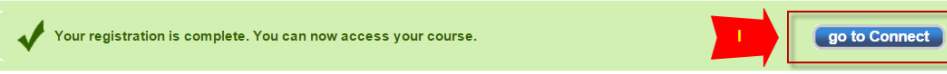

I'd like to receive information about other McGraw-Hill Education products, services, and promotions that relate to my course. I understand that if I choose not to receive these additional notifications, I will still receive important information about my McGraw-Hill Education account.



Step 9: Registration and pairing have been completed. Click on go to Connect in order to launch into your Connect assignment (I).

Connect Student | My account | Help | Sign out

[return to Blackboard](#)

Note: your instructor may want you to use Blackboard to access your assignments.

[return to Blackboard](#)