



Because learning changes everything.®

## Connect Student Registration

---

# Make the most of Connect

## Stay Organized

- Digital Course Planner has all your upcoming Connect assignments in one place and you can customize calendar alerts

## Focus On What Matters

- Use Reports to track your performance and your understanding of key concepts

## Learn On-the-Go

- Download the free ReadAnywhere app to take your eBook\* and SmartBook 2.0\* with you – online and offline

*\* ReadAnywhere supports newer eBooks and SmartBook 2.0. May not be available in your Connect course.*



## Step 1

Login in to your Canvas account and navigate to your course.

If you are not sure if you have a Canvas account, please ask your instructor.

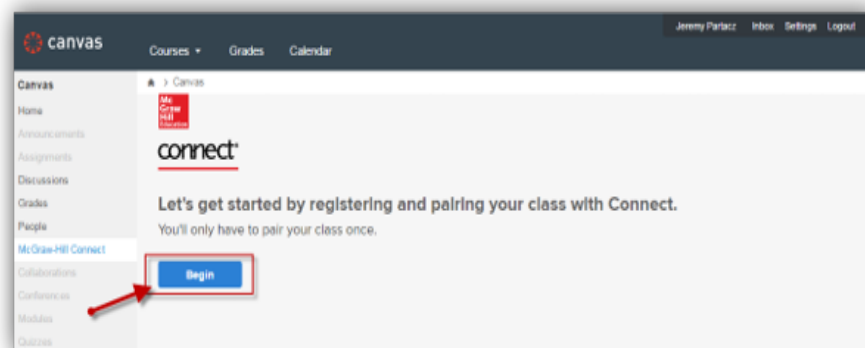
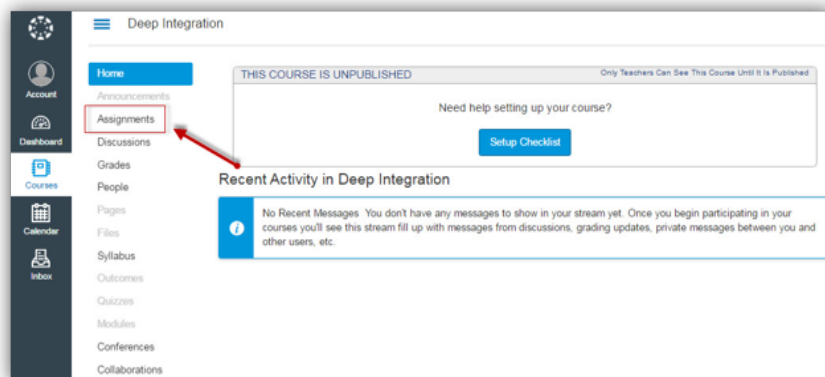
A screenshot of the Canvas login page for instructors. The page has a dark blue background. At the top left is the Canvas logo (a red circle with white dots) and the word "canvas" in white. Below the logo are two white input fields: "Email" and "Password". The "Email" field contains a single character. Below the "Password" field is a checkbox labeled "Stay signed in" and a "Log In" button. Below the "Log In" button is a link that says "Forgot Password?". At the bottom of the page, there are links for "Help", "Privacy Policy", "Accessibility Policy", "Feedback", and "Sign Out". The word "INSTRUCTOR" is displayed at the very bottom in white capital letters.



## Step 2

Now you will want to find the Connect assignment link. It can be listed under the Assignments or Modules in the left navigation area.

Once you have found it, Click **Begin** to start the registration process.





## Step 3

Enter your email address and click **Begin**.

If you receive the message **You have a Connect Account** but have forgotten your password, click **Forgot Password**.

A screenshot of the McGraw-Hill Connect web interface. The top left corner features the "connect" logo. The main area has a large blue background with the word "Welcome" in white. On the right side, there is a white sidebar containing course information: "ANTHROPOLOGY 101", "RIGGS MW 9AM", an instructor profile for "MOLLY RIGGS", and a textbook listing "ANTHROPOLOGY: APPRECIATING HUMAN DIVERSITY" by "CONRAD KOTTAK, 17TH ED.". Below this, there is a section titled "Enter your email to join this class:" with an "Email" input field. Underneath the input field is a line of text: "By using this site you agree to the Terms of Use and Privacy Notice." followed by a "BEGIN" button with a right-pointing arrow. At the bottom right, there is a link that says "Already in this class? Sign in". At the bottom left of the blue area, there is a link that says "Need help? Contact customer service +".

\*Depending on your school you might skip this step. That's ok! Just continue the process from that step to the end.



## Step 4

Create your account: Enter email, First and Last Name, create a password and select a security question.

We recommend using your school email address when creating an account.

To receive text alerts, enter your mobile number. Agree to the Terms and Conditions and then click **Continue**.

Create your McGraw-Hill account.

Email Address	Confirm Email Address
<input type="text" value="student2@school.com"/>	<input type="text" value="student2@school.com"/>
Password	Confirm Password
<input type="text" value="Password"/>	<input type="text" value="Confirm Password"/>
<small>Passwords are case sensitive and must contain 8-20 characters including: 1 uppercase character, 1 lowercase character and 1 number. (No spaces)</small>	
First Name	Last Name
<input type="text" value="First Name"/>	<input type="text" value="Last Name"/>
Security Question	Security Answer
<input type="text" value="Select a Question"/>	<input type="text" value="Security Answer"/>
<small>We'll ask you this question to retrieve your password.</small>	
Mobile Number <small>(optional, <a href="#">get important text alerts</a>)</small>	
<input type="text" value="Mobile Number"/>	
<input type="checkbox"/> I agree to the terms of the McGraw-Hill <a href="#">Terms of Use and Privacy Notice.</a>	
<input type="button" value="CONTINUE"/>	



Instructor:  
Courtney Tucker



Garrison: Managerial Accounting  
16TH EDITION  
Ray Garrison

## Step 5

You are almost done. Review the information on this screen. If it is correct, click **Confirm**. You are now registered.

Digital Access to: Connect

---



**Garland: Criminal Law for the Criminal Justice Professional**  
4TH EDITION, © 2018  
By Norman Garland  
ISBN:125989441x

Component Products: LearnSmart

**Access:**Your access to this product will expire in 23 months 2 weeks and 6 days from today on Jul 16th

---

# Support and Resources

## TECH SUPPORT & FAQ:

**CALL:** (800) 331-5094

**EMAIL & CHAT:**  
[mhhe.com/support](https://mhhe.com/support)

**MONDAY-THURSDAY:** 24 hours  
**FRIDAY:** 12 AM - 9 PM EST  
**SATURDAY:** 10 AM - 8 PM EST  
**SUNDAY:** 12 PM – 12 AM EST

## WITHIN CONNECT:



## FIND MORE SUPPORT:

[connectstudentsuccess.com](https://connectstudentsuccess.com)

## FIND MORE TIPS:


[mhhe.com/collegesmarter](https://mhhe.com/collegesmarter)

# Study on Your Smartphone or Tablet

## ReadAnywhere App

Download the free ReadAnywhere app to your Android or iOS smartphone or tablet and access your course eBook for offline study access anytime, anywhere.

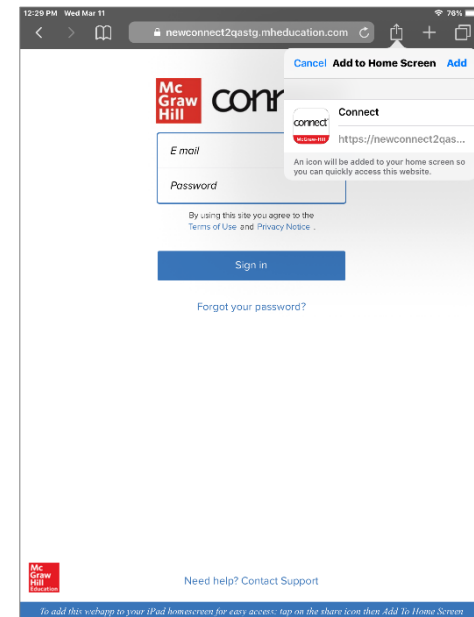
More than 1 million students and instructors have downloaded the ReadAnywhere app and it has a 4.7 rating on the App Store.



## Connect Tablet App

Login to Connect on your tablet browser and then add it to your home screen to complete assignments with ease – including pinch, pan, and zoom capability as you work.

*\*The Connect Tablet App is not recommended for smartphone use.*



**Thanks for Registering!**

**Questions?**



# connect<sup>®</sup> + proctorio

- Proctoring and/or browser-locking services will be used within your Connect assignments.
- Equipment needed may include a webcam and/or microphone.
- Payment may be required.
- A practice proctored assignment may be available.
- Additional information regarding proctoring may be included in the syllabus.



For Fall 2020, we are excited to introduce McGraw Hill redi! Redi brings just-in-time study resources and services to students in your greatest moments of need. You will see a link to access redi from any *McGraw Hill Connect* course.

**All students using redi will have access to the following supplemental resources, aimed at supporting you through the upcoming school year.**

- A free 60-minute 1:1 LIVE Tutoring session through TutorMe
- Access to Mental Health content through the JED foundation
- A free month of Premium Access to PowerNotes
- Two free months of ALEKS MathReady

In over **30 course areas**, we will have study resources available to help students achieve their goals. Content for additional courses will be added throughout the Fall 2020 term. Using your Connect login and password, you will have access to all resources for all courses in the Free Tier. If you subscribe to the Premium Tier, you'll gain access to all Premium resources for all available course areas.

Free	Premium
<b>Flashcards:</b> Students can review key terms on the go with the ReadAnywhere app	<b>Adaptive Practice:</b> Students can leverage the Adaptive Practice tool to prep for a quiz or exam. The practice questions adapt to student knowledge gaps to ensure they get the most out of their study time and can be access on web or mobile devices.
<b>Success Center:</b> This library of practical videos offers guidance and strategies to succeed academically, financially, and professionally. The Center includes a library of free content that will help students succeed in a hybrid/online environment	<b>Study Guides:</b> This tool includes summaries, key terms and definitions, and a practice test for each chapter. Useful features like highlighting and note taking help students engage in the content and grasp key concepts more effectively.
Additional supplemental resources noted above.	<b>Guided Solutions:</b> These searchable, text-based step-by-step solutions were built in collaboration with trusted educators and will help students solve challenging homework problems. They are available in select courses with a quantitative component.